
Is the breeding success of the White-throated Dipper *Cinclus cinclus* in Hedmark, Norway influenced by acid rain?

Trond Øigarden¹ & Arne Linløkken²

Øigarden, T. & Linløkken, A. 2010. Is the breeding success of the White-throated Dipper *Cinclus cinclus* in Hedmark, Norway influenced by acid rain? – *Ornis Norvegica* 33: 118-129.

The aim of this study was to investigate if the White-throated Dipper *Cinclus cinclus* in Hedmark has problems related to acidification of its habitat. Thirty-three breeding attempts were found in the study area in 1998 and water samples were taken at 29 localities and bottom samples at 20. The number of young in the nest at day 8-10 after hatching was used as a proxy of breeding success and 26 breeding attempts were successful. There was found a significant positive correlation between number of young in the nest and the parameters pH, alkalinity and calcium concentration at the locality. At least one unsuccessful breeding was probably related to low calcium.

¹= Natural History Museum, University of Oslo, P.O. Box 1172 Blindern, NO-0318 Oslo, Norway

²=Hedmark College, Faculty of education and natural science. Box 4010 Bedriftsenteret, N-2306 Hamar, Norway

Key words: White-throated Dipper, *Cinclus cinclus*, acidification, pH

Corresponding author: Trond Øigarden, Natural History Museum, University of Oslo, P.O. Box 1172 Blindern, NO-0318 Oslo, Norway. E-mail: trond.oigarden@nhm.uio.no.

INTRODUCTION

Acidified rain has probably affected water systems in Norway since early in the 20th century. In southern Norway, at least 55 000 km² have been seriously affected by acidification (Kroglund *et al.* 1994, Overrein *et al.* 1980) causing the extermination and reduction of numerous fish populations. Negative effects of acidification have been shown for many aquatic species (Brewin *et al.* 1998, Muniz 1990), but little is known about the effect of acid rain on birds and mammals.

Two studies of the Pied Flycatcher *Ficedula hypoleuca* nesting near the shore of an acid lake in North Sweden were conducted in the 1970s, and showed that 30-40 % of the nests contained eggs with defect eggshells, and several cases of nest

desertion during egg-laying or incubation were observed (Nyholm 1981, Nyholm & Myhrberg 1977). A theory that aluminium poisons birds as well as fish (Rosseland *et al.* 2001) in acid lakes was proposed. Birds get aluminium through eating fresh water insects. This hypothesis was, however, weakened after findings of high aluminium values in insects from both acidified and non-acidified lakes (Nybø & Jerstad 1997).

Drent & Woldendorp (1989) showed that Great Tits *Parus major* living in an acidified forest area had similar problems; building nests without laying eggs, desertion of the nests before the start of incubation or production of eggs with poor eggshells. Other stationary birds like Blue Tit *Cyanistes caeruleus*, Coal Tit *Periparus ater*, Nuthatch *Sitta europaea* and Great Spotted Woodpecker *Dendrocopos major* showed similar

patterns, whereas the migrating Pied Flycatcher did not. This difference was explained by lower calcium intake by stationary compared to migrating birds, due to the migrating bird's opportunity to fill their calcium store before arrival at the nesting area. It was later found that the Pied Flycatchers eat more calcium-rich prey than the Great Tit (Graveland & van Gijzen 1994). The hypothesis about calcium deficit was strengthened through experiments placing small feeders with snail shells outside some of the Great Tit nest-boxes in Holland (Graveland *et al.* 1994). The Great Tit females fed on the snail shells and no more desertion behaviour was observed. Furthermore, the number of finished nests without eggs was reduced to near zero and the number of nests with one or more defect eggshell decreased.

In Norway, some studies on the White-throated Dipper *Cinclus cinclus* (hereafter called the Dipper) (Efteland 2006, Jerstad 1991, Nybø & Jerstad 1997, Østnes *et al.* 1999) and on the breeding success of Pied Flycatchers and Great Tits nesting near acidified water (Jåbekk 1985) have been conducted. Jåbekk (1985) showed that nest desertion and nestling mortality were negatively related to the distance from the water, and Efteland (2006) found smaller broods in the most acidic parts of his study area in SW Norway. In the Dipper population in the watercourse of Lyngdal in Vest-Agder, behaviour similar, to that described for the Great Tits in Holland (Graveland *et al.* 1994) has been observed since the 1970s. The Dippers deserted newly-built nests without eggs or nests with 1-3 eggs, and the proportion of deserted nests increased from 12 % in 1976 into 40 % in 1996 (Nybø & Jerstad 1997). Thinner eggshells and lower bone strength in Dippers from Vest-Agder than in Dippers from Nord-Trøndelag, an area with practically no acidification problem (SFT 2007), have also been documented (Nybø *et al.* 1997). Østnes *et al.* (1999) found a positive effect of placing crushed shells in the vicinity of nest sites on breeding success of Dippers suggesting that the Dippers in Vest-Agder may suffer from a lack of calcium. Tyler & Ormerod (1994) have shown that may-

flies (Ephemeroptera) are important food items early in the nestling period, whereas caddis flies (Trichoptera) are more important later. Several species of mayfly are vulnerable to acidification, and are absent at pH < 5.5 (Fjellheim & Raddum 1990). This may potentially affect the nesting success of the Dipper.

The county Vest-Agder, where Dippers have been studied, is on the coast of southern Norway and is more affected by acid rain than any other part of the country due to high precipitation with low pH (SFT 2007). In our study area, in Hedmark in the SE Norway, precipitation is lower, and pH is 0.2 units higher than in Vest-Agder (SFT 2007). In general effects from acidification are therefore less pronounced, though fish populations have been affected (Hesthagen *et al.* 1999), and water analyses have indicated that some river systems are seriously affected by acidification (Rognerud 1992). We therefore hypothesized that acidification may affect the hatching success of Dippers in the most acidified and calcium-poor rivers of this area.

MATERIAL AND METHODS

Study area

The study was carried out in Elverum, Åmot, Løten, Våler and Åsnes councils in Hedmark (Fig. 1), in 1998. Geologically the study area can be divided into two, the southern part belonging to the bedrock area, consisting mainly of granite and gneiss, and the northern part belonging to the Sparagmite Region (Sigmond *et al.* 1984). The rocks in both areas weather slowly, but in the northern part, local occurrence of more easily weathering gabbros, slate and Cambrian Silurian rocks cause higher pH, alkalinity and calcium in the runoff. In addition there are heavy depositions from glacier rivers or glacier lakes along the rivers Julussa and Søre Osa (Jørgensen *et al.* 1997, Thoresen 1990). Søre Osa is regulated for hydro electrical power production. The study area is part of the taiga and the vegetation is dominated by pine *Pinus silvestris* and spruce

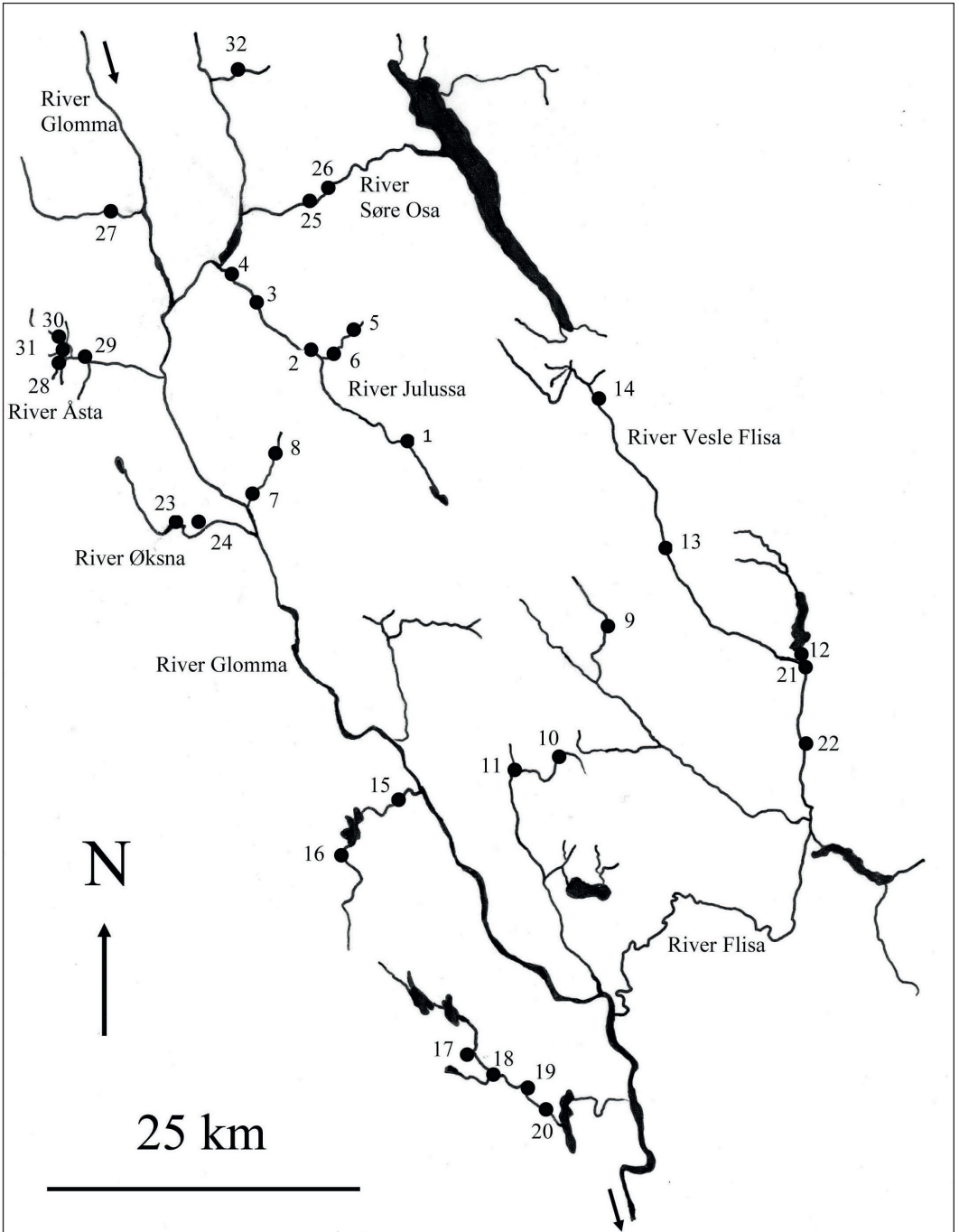


Figure 1. Map of study area, locations indicated with numbers referring to table 1.

Picea abies, with some birch *Betula pubescens* and alder *Alnus incana*. The catchment area of river Veslefliisa has poorly developed quaternary deposits, and bogland is also abundant. Agricultural activity is negligible, except in some of the catchment area of the Julussa.

Study Species

The Dipper is a passerine bird in the family Cinclidae. It breeds throughout Norway, from the seashore to the willow belt (Gjershaug *et al.* 1994, Haftorn 1971). The Dipper catches almost all its food in the water. The nest is placed close to the water, on ledges, in cavities, below an overhang, behind waterfall, on stones in the river, under bridges, in old dams or in nest-boxes. The same nest can be used for several years. The clutch consists of 5 (4-8) eggs and is laid in May-June. The incubation period is 16 (12-18) days, and the fledging period 20-24 days (Snow & Perrins 1998).

Sampling

Field work lasted from April to June 1998. We visited all known nest sites in the study area and looked for new nest sites partly by visiting potential good nest sites and partly by walking along parts of rivers and streams. One river with high pH (Julussa) and one river with low pH (Veslefliisa) were chosen as objects for more thorough investigations to find every nest. Potential nest sites were visited early in the morning, because the Dipper is most active at that time of the day. The male patrols his territory actively and nests are built in the morning. The start of egg-laying was recorded in as many nests as possible during the afternoon, thus ensuring that the observer did not cause any desertions as the Dippers normally lay their eggs in the morning (Tyler & Ormerod 1994). The nests were controlled again when the nestlings were 8-10 days old.

Three series of samples for water analysis were taken from 29 breeding localities; in the spring, in the summer and in the autumn, and later statistical analyses were based on mean values from each sampling station, and on the values

from the October samples, assuming that these represent the real values. Samples were taken with 500 ml plastic bottles and the salinity, pH and alkalinity were measured within 1-3 days. The other analyses of the water samples were done in the autumn. The analyses were done by Norwegian Standards (NS), and the analysis of aluminium was modified according to Dougan & Wilson (1974).

The bottom fauna in each river was sampled to obtain a qualitative measure of the abundance of potential food items for the Dipper. We sampled aquatic insects from 20 localities, some of them covering more than one nest location. Two series of samples were taken, one in summer and one in autumn. Sampling was done by the kick method (Britain & Saltveit 1984). Larvae of mayflies, stoneflies (Plecoptera) and caddis flies were identified to species level using the keys of Arnekleiv (1994), Lillehammer (1988), Edington & Hildrew (1981) and Wallace *et al.* (1990).

Statistical analyses

Principal components analysis (PCA, varimax rotation, on SPSS program pack) was used to investigate the best association among biotic (number of nestlings per nest, relative abundance of mayfly, stonefly, caddis fly larvae) and abiotic factors (pH, alkalinity, conductivity, calcium concentration, water colour). The data were not normally distributed (Shapiro-Wilk: $W = 0.86$, $p = 0.0013$), therefore non parametric tests (Spearman) were used to test correlations between number of nestlings and environmental factors.

RESULTS

Water quality

Water pH ranged from 4.58 to 6.11 in May and from 5.31 to 6.76 in October (Table 1). The alkalinity ranged from 29.7 to 213.3 $\mu\text{ekv/l}$, calcium content ranged from 1.1 to 3.1 mg/l in autumn, and total monomeric aluminium ranged from 67 to 219 $\mu\text{g/l}$. Two water courses, river Julussa (location 1 - 6) and river Veslefliisa (location 13

Table 1. Number per nest of nestlings at the age of 8-10 days, some water quality parameters and main groups absent, pH Mean = mean of spring, summer and autumn sample, Tot. N = number of specimens in the sample)

Location	Nestlings		pH Mean	pH May	pH October	Alk. µekv./l	Cond. mS/m	Colour mg Pt/l
1 Storbekken	5		6.29	5.75	6.39	168.4	3.7	77.8
2 Linderudbrua	6		5.97	5.15	6.44	178.4	3.3	66.3
3 Mørstaddammen	0	Pred.	6.04	5.14	6.49	-	3.4	61.5
4 Fallet	6		6.11	5.17	6.60	213.3	3.6	56.7
5 Ringsåsbekken 1	3		5.67	4.85	6.09	93.8	2.1	105.0
6 Ringsåsbekken 2	5		5.66	4.87	6.11	88.8	2.1	102.4
7 Letjerna	3		6.18	5.63	6.76	198.2	3.2	54.4
8 Vesle-Letjerna	4		6.39	6.11	6.44	133.4	3.2	86.9
9 Silkåa	4		5.02	4.58	5.33	46.7	1.9	119.1
10 Holtsjøen ut	2		5.50	4.84	5.74	59.8	2.6	118.6
11 Dipåa	5		5.71	5.18	6.01	89.0	3.0	122.1
12 Haldammen	0	Dest.	5.14	4.84	5.38	30.2	1.6	109.3
13 Kjerka		Abs.	5.17	4.72	5.44	30.6	1.7	121.5
14 Hådammen		Abs.	5.39	5.05	5.34	45.6	1.8	152.2
15 Bronkåa	5		5.78	5.34	6.36	53.4	2.2	65.6
16 Sortåa	3		5.12	-	5.33	29.7	1.8	153.0
17 Veståa 1	0	Dest.	5.74	-	5.98	49.0	2.1	108.9
18 Veståa 2	4		5.53	5.35	5.97	49.1	2.0	130.9
19 Veståa 3	4		5.52	5.3	5.92	59.2	2.0	111.1
20 Veståa 4	5		5.52	5.3	5.92	59.2	2.0	111.1
21 Ulvåa	6		5.64	5.27	5.98	94.1	1.9	98.7
22 Nedre Flisfallet	3		5.52	5.20	5.87	41.3	1.8	91.2
23 Øksna 1	3		4.99	4.87	5.31	31.9	1.8	128.8
24 Øksna 2	0	Dest.	4.99	4.87	5.31	31.9	1.8	128.8
25 S Osa 1	5		6.05	-	6.03	78.9	2.1	109.9
26 S Osa 2	6		6.05	-	6.03	78.9	2.1	109.9
27 Hovda	6		6.14	-	6.32	98.5	2.0	94.5
28 Rugsvebekken	5		6.05	5.47	6.63	103.2	1.9	155.5
29 Jernåholmen	0	Dest.	6.05	5.47	6.63	103.2	1.9	155.5
30 Svartåa 1	6		6.13	-	6.40	168.4	2.6	130.8
31 Svartåa 2	0	Pred.	6.13	-	6.40	168.4	2.6	130.8
32 Deia	4		5.96	-	5.89	84.3	1.9	141.2

of benthic fauna on sampling sites at or close to the nest (*Pred.* = predated, *Dest.* = deserted, *Abs.* = Dipper

Ca mg/l	Mg mg/l	Ral µg/l	Lal µg/l	Mayflies %	Stoneflies %	Caddisflies %	Others %	Tot. N
3.1	0.5	94	24	0	90	0	10	20
2.6	0.7	84	25	22.9	64.7	7.1	5.3	170
2.6	0.7	83	18	-	-	-	-	-
2.8	0.8	77	17	17.4	63.0	17.4	2.2	46
2.1	0.3	120	13	21.8	43.6	27.3	7.3	55
2.0	0.3	115	19	21.8	43.6	27.3	7.3	55
2.3	0.5	103	25	61.3	9.7	19.4	9.7	31
2.4	0.6	137	19	61.3	9.7	19.4	9.7	31
1.2	0.4	182	17	0.0	51.9	33.3	14.8	27
1.7	0.5	219	5	1.5	3.5	91.5	3.5	201
2.1	0.7	213	85	13.8	27.6	55.2	3.4	29
1.1	0.3	187	28	-	-	-	-	-
1.3	0.3	166	21	2.2	87.6	6.7	3.4	89
1.6	0.3	203	19	0.0	61.7	34.4	3.8	183
1.4	0.4	171	33	29.4	52.9	11.8	5.9	17
1.2	0.3	215	25	0.0	73.8	22.6	3.6	84
1.6	0.3	185	48	8.5	42.6	21.3	27.7	47
1.7	0.3	194	20	8.5	42.6	21.3	27.7	47
1.6	0.3	191	18	8.5	42.6	21.3	27.7	47
1.6	0.3	191	18	8.5	42.6	21.3	27.7	47
1.7	0.4	111	51	-	-	-	-	-
1.5	0.4	150	23	-	-	-	-	-
1.3	0.2	139	14	0.0	85.0	13.6	1.4	214
1.3	0.2	139	14	0.0	85.0	13.6	1.4	214
2.1	0.4	110	18	47.4	26.3	21.1	5.3	19
2.1	0.4	110	18	47.4	26.3	21.1	5.3	19
1.9	0.4	67	14	57.7	30.8	11.5	0.0	26
2.1	0.5	177	16	0.0	100.0	0.0	0.0	27
2.1	0.5	177	16	0.0	100.0	0.0	0.0	27
2.7	0.5	98	11	22.2	55.6	11.1	11.1	9
2.7	0.5	98	11	22.2	55.6	11.1	11.1	9
2.1	0.3	76	7	18.5	55.6	7.4	18.5	27

– 14) were subject to special attention, as they are close to each other. River Vesleflisa was acidified with $\text{pH}_{\text{Mean}} = 5.17 - 5.39$ and 166 - 203 $\mu\text{g/l}$ monomeric aluminium in autumn, compared to $\text{pH}_{\text{Mean}} = 5.66-6.11$ and 77-120 $\mu\text{g/l}$ monomeric aluminium in River Julussa.

Successful breedings

Thirty-three breeding attempts were recorded in the study area (Table 1), and of these 26 were successful. Water samples were not obtained from three of the breeding locations of which two were successful. These were omitted from the further analysis, which were based on 32 locations (inclusive two locations in river Vesleflisa), from which water was analysed (Table 1). In locations 13 and 14, on the Vesleflisa, no nests or nesting attempts were observed in 1998. The mean number of young in successful breeding attempts was 4.5 (SE = 0.3), and per breeding attempt was 3.6 (SE = 0.4).

PCA of locations with successful breeding resulted in two components with eigenvalues > 1.0, explaining 78.8 % of the total variation (Table 2, Fig. 2). The first component explaining 63.8 % of variation, primarily described number of nestlings, water quality and mayfly abundance. The number of nestlings was positively related to alkalinity, pH, calcium, conductivity and mayfly abundance, and was negatively related to water colour and monomeric aluminium. The second component, explaining 15.0 % of the variation, described the relative abundance of mayflies, being negatively related to abundance of caddis flies.

The number of nestlings was significantly positively correlated (Spearman) to mean pH ($r_s = 0.50$, $n = 28$, $p = 0.007$) (Fig. 3), October pH ($r_s = 0.45$, $n = 28$, $p = 0.018$), alkalinity ($r_s = 0.55$, $n = 28$, $p = 0.003$), conductivity ($r_s = 0.45$, $n = 28$, $p = 0.016$), calcium ($r_s = 0.50$, $n = 28$, $p = 0.007$), magnesium ($r_s = 0.44$, $n = 28$, $p = 0.019$) and negatively correlated to monomeric aluminium ($r_s = -0.53$, $n = 28$, $p = 0.004$), and non-significantly positively correlated to fraction

Table 2. Variable (number of Dipper nestlings and environmental variables) scores on PCA ordinated axes.

Variable	Component 1	Component 2
Alk.	0.947	0.072
pH Mean	0.939	0.264
Ca	0.925	-0.100
pH October	0.914	0.369
Conductivity	0.892	0.059
Colour	-0.885	-0.216
pH Spring	0.750	0.204
Al	-0.747	0.411
Nestlings	0.647	-0.024
Caddisflies %	0.086	-0.936
Mayflies %	0.518	0.672

of mayflies ($r_s = 0.45$, $n = 18$, $p = 0.06$). Alkalinity had the highest explanatory value, explaining 30 % of variation, and was positively correlated with mean pH ($r_s = 0.86$, $n = 31$, $p < 0.001$), October pH ($r_s = 0.90$, $n = 31$, $p < 0.001$), conductivity ($r_s = 0.78$, $n = 31$, $p < 0.001$), and negatively correlated with total monomeric aluminium ($r_s = -0.64$, $n = 31$, $p < 0.001$).

Unsuccessful breedings

In the river Vesleflisa (nos. 13 – 14) that had a mean pH = 5.17 – 5.39 and aluminium 166 – 203 $\mu\text{g/l}$, no breeding attempts were found after surveying thoroughly a 16 km stretch of the river. Potential nesting sites were checked especially, and remnants of 12 old nests at five different locations were found (i.e. one location per 3 – 4 km) but no nest of the year was found. The newest nest was probably from the previous year. It was found in Mars and contained two unhatched eggs. Mayflies were scarce in the river Vesleflisa, compared to the neighbouring Julussa. In Julussa, with a mean pH ranging from 5.66 to 6.29, six nests of the year (nos. 1 – 6) were found within 20 km, i.e. one nest per 3 - 4 km.

Parents deserted nests/eggs for no obvious reason at three locations. At Veståa (17) with mean pH = 5.74 and 185 $\mu\text{g/l}$ monomeric aluminium, the nest with three eggs was deserted, at Øksna (24) with mean pH = 4.99 and 139 $\mu\text{g/l}$ monomeric

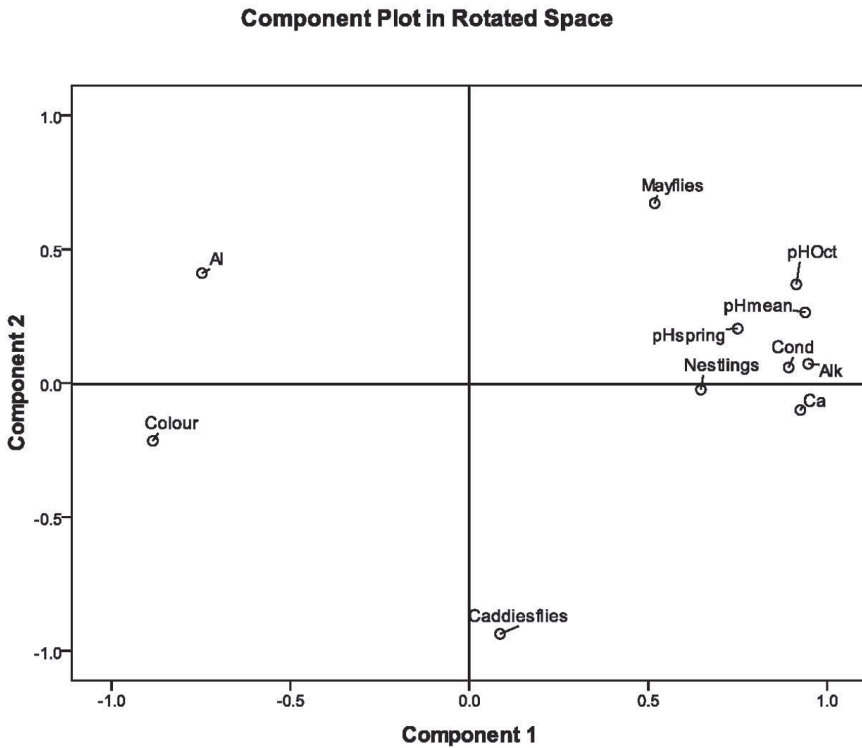


Figure 2. PCA plot of number of nestling and environmental parameters.

aluminium, the nest was deserted during incubation (inaccessibility made it impossible to count the eggs), and at Jernåholmen in the river Åsta (29) with mean pH = 6.05 and 177 $\mu\text{g/l}$ monomeric aluminium, the nest was deserted with one egg. Four other hatching failures were observed; at location 3 (Mørstaddammen) where the nest was deserted, probably due to predation on the adults, at location 12 (Haldammen) where the nest was deserted due to human disturbance, at location 31 (Svartåa 2) where the nest was predated, and at location Agåa (location without water samples) where the nest was deserted due to human disturbance.

DISCUSSION

The correlations between the number of nestlings and water quality variables strongly suggest that

acidification negatively affected the hatching success of the Dipper. The water quality parameters analysed may all be related to acidification, a result of the combination pH in precipitation and the neutralizing capacity of the river catchment area. The precipitation in this area had a pH of 4.6 in 1998 (SFT 1999), and in areas with poor quaternary deposits and abundant boglands, the pH in the runoff will be only slightly higher than in the precipitation. Runoff from areas with low neutralizing capacity is low in alkalinity (a good indicator of neutralizing capacity), calcium (normally strongly associated with alkalinity) and conductivity. Aluminium, on the other hand, occurs in high concentration at low pH as the solubility of aluminium is strongly related to pH, with solubility increasing as pH decreases below 5.5 (Driscoll 1980). Although alkalinity had the highest coefficient of explanation (30

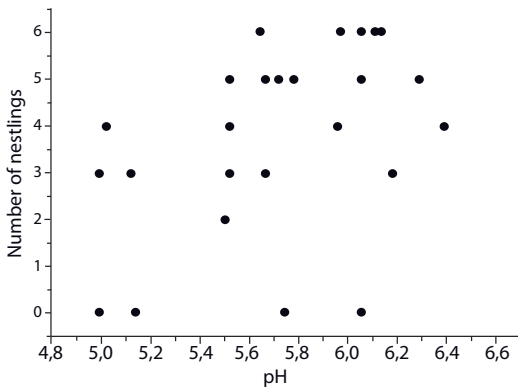


Figure 3. Number of Dipper nestlings in the broods showed positive significant correlation with pH at the nesting localities (Spearman rank correlations: $r_s = 0.50$, $n = 28$, $p = 0.007$).

%), one should be careful to highlight one single parameter, as they are all affected by acidification. Alkalinity is, however, the one parameter that is most related to neutralizing capacity. Several species of mayfly, like *Baetis rhodani* which was recorded in Julussa (Øigarden 1999), are absent in waters with pH < 5.0, and are therefore used as indicators of acidification (Fjellheim & Raddum 1990, Raddum *et al.* 1988).

The mean number of nestlings from successful breeding attempts in this study was 4.5, which is higher than has been found in the Lyngdal area in southernmost Norway (4.0 per brood, Kurt Jerstad pers. comm.). The southernmost part of Norway is more affected by acid precipitation than SE Norway, due to both higher precipitation levels and a lower pH in the precipitation (SFT 1999). The positive correlation between pH and number of nestlings in this study corresponds to Tyler & Ormerod's (1994) results from Wales and Vickery's (1992) results from Scotland. They found more eggs and nestlings per brood in areas with water pH above 6 than in areas with lower pH. Water acidity alone is probably not a direct toxic agent to the Dipper, but elements such as calcium and aluminium, both related to pH, may be of importance. Calcium is important to

birds during the egg-laying period as calcium is important for the formation of eggshells (Graveland & van Gijzen 1994). Graveland *et al.* (1994) examined the stomach of Great Tits and found no other calcium-rich material than snail-shells and Graveland & van Gijzen (1994) concluded that female Great Tits do not store calcium before egg-laying, but collect the calcium they need for shell formation only during the laying period. Most insectivorous and granivorous birds select additional calcium-rich material during egg-laying since their normal food contains insufficient calcium for shell formation (Graveland & van Gijzen 1994). It is reasonable to believe that Dippers use snails and bivalves as a calcium source. Most snails and bivalves die out when pH is below 6.0, although some species of snail survive down to pH 5.2 and some bivalves survive even down to pH 4.7 (Økland & Økland 1996). In a study of dipper blood chemistry in upland Wales (Ormerod *et al.* 1991), the mean serum calcium concentration was significantly lower on acidic streams than in near-neutral streams in the pre-breeding period.

Low Ca-content in the diet may lead to increased Al-concentration in tissues of chickens (Nybø 1996), but the effect of aluminium is not clear. Nybø & Jerstad (1997) reported higher aluminium in Dippers (bone and liver) in southern Norway than in North Trøndelag (in central Norway, where acidification is negligible), but there was no correlation between aluminium content and hatching success or desertion behaviour. This corroborates the results of Tyler & Ormerod (1994) from Wales. Vickery (1992) found delayed egg-laying, fewer eggs and lighter eggs in acidified locations, and late broods tended to be smaller than early ones (Tyler & Ormerod 1994). Though it seems clear that acidification, causing low pH in water low in alkalinity and calcium, has a serious negative effect on hatching success of the Dipper, the mechanism behind this effect is unknown.

Food availability for the Dipper is affected by acidification as the abundance of mayflies drops

in acidified locations (Fjellheim & Raddum 1990). Mayflies are an important food item, especially during the early nestling period (Ormerod *et al.* 1987, Tyler & Ormerod 1994). The Dipper also eats some fish and especially in winter it may catch fry. Collett (1921) states that Dippers in winter eat a great deal of small fish, and Efteland (1983) observed Dippers on Jæren in SW Norway taking 23 small fish during 28.5 h of observation in winter. He also registered that fish made up 0-33 % of the diet at five nest sites in the same district. Tyler & Ormerod (1994) refer to several studies where fish comprised 0-30% (by mass) of the diet in the breeding season and up to 65% in winter. Even if fish is not numerically common in the diet of Dippers, they may represent a considerable part by mass. Fish may thus be an important calcium source for the Dipper; especially when calcium rich prey such as snails and bivalves are missing. In the river Vesleflisa, Brown Trout *Salmo trutta* is missing due to acidification, whereas Perch *Perca fluviatilis* and Pike *Esox lucius* still persist in slow running parts of the river (Taugbøl *et al.* 1996), and according to this study, the mayflies were scarce. Several factors thus affected the Dipper negatively in this river, and the sum of these probably caused the absence of Dipper in locations where remnants of old nests show that the Dipper had previously bred. The Dipper thus seems to have abandoned the Vesleflisa due to acidification, and its hatching success in locations where the Dipper still breeds was negatively related to factors reinforced by acidity. Of the seven unsuccessful breeding attempts in this study, three were due to nest desertion during egg-laying or incubation. Of these three, at least one (river Veståa) was similar to observations of desertions reported by Nybø and Jerstad (1997) in southernmost Norway and which was explained as a result of acidification.

CONCLUSION

The number of nestlings in Dipper broods was significantly correlated with pH and several water quality parameters related to pH. There was also

a positive trend when correlating number of nestlings with the relative abundance of mayflies, which are also affected by pH. The Dipper in Hedmark therefore seems to have been influenced by acidification, and probably abandoned one river system due to acidification. At least one of the 33 nests observed, was probably deserted as a result of acidification. The effects of acidification varied due to local geology, and Dippers in areas of bedrock with pour quaternary deposits were seriously affected.

ACKNOWLEDGEMENTS

The paper is based on a project at Hedmark University College (Øigarden 1999). Thanks to Kurt Jerstad who gave us a Dipper field course over two days in April 1998 at his study area and who has given us much good advice. Thanks to members of the Elverum branch of Norsk Ornitologisk Forening (NOF), who supplied information of known nest sites in the area (Rune Karlstad, Arne Mæhlen, Trond Voldmo, Finn Rønning), especially Finn Rønning that joined us several days in the field. Thanks to Bjørn E. Foyn, and the Trysil branch of NOF for giving us useful advice. Thanks to Oddmund Kleven for help with the statistics.

SAMMENDRAG

For å undersøke om fossekallen *Cinclus cinclus* har problemer relatert til forsuring i Hedmark, ble 33 hekkinger fulgt i 1998. Det ble tatt vannprøver fra 29 lokaliteter og sparkeprøver for bunndyrinnsamling fra 20 lokaliteter. Det var 26 vellykkede hekkinger. Hekkesuksessen ble målt som antall unger ved 8-10 dagers alder etter klekking. Det ble funnet en signifikant positiv korrelasjon mellom antall unger i reirene og parameterne pH, alkalitet og kalsiumkonsentrasjon på hekkelokalitetene. Det var også en positiv trend mellom antall unger i reirene og den relative forekomsten av døgnfluer. Det ble funnet minst ett tilfelle av skyingsadferd lik det som er beskrevet fra Lyngdalsvassdraget i Sør Norge. Det antas at

denne adferden kan relateres til kalsiummangel. Fossekallen i Hedmark ser ut til å være påvirket av forsuringen i vassdragene. Observasjoner av skyingsadferd og korrelasjonene mellom antall unger i reirene og pH, alkalitet og kalsium i vannprøvene gjør det rimelig å anta at i deler av Hedmark er fossekallen påvirket av forsuring og kalsiummangel.

REFERENCES

- Arnekleiv, J.V. 1994. *Bestemmelsesnøkkel til norske døgnfluelarver*. Universitetet i Trondheim. Vitenskapsmuseet. Trondheim. (In Norwegian).
- Brewin, P.A., Buckton, S.T. & Ormerod, S.J. 1998. River habitat surveys and biodiversity in acid-sensitive rivers. - *Aquatic conservation - marine and freshwater ecosystems* 8: 501-514.
- Brittain, J.E. & Saltveit, S.J. 1984. *Bunndyr. Vassdragsundersøkelser. En metodebok i limnologi*. Universitetsforlaget, Oslo. (In Norwegian).
- Collett, R. 1921. *Norges Fugle, bd. I*. Aschehoug, Kristiania. (In Norwegian).
- Dougan, W.K. & Wilson, A.L. 1974. The absorptiometric determination of aluminium in water. A comparison of some Chromogenic reagents and the develop of improved metod. - *Analyst* 99: 413-430.
- Drent, P.J. & Woldendorp, J.W. 1989. Acid rain and eggshells. - *Nature* 339: 431.
- Driscoll, C. T. 1980. Aqueous speciation of aluminum in the Adirondack region of New York State, USA. In *Ecological Impact of Acid Precipitation, SNSF-Project* (Drabløs, D. & Tollan, A., eds.). Oslo-Ås.
- Edington, J.M. & Hildrew, A.G. 1981. *A key to the Caseless Caddies Larvae of the British Isles with notes on their ecology*. Freshwater Biological Association Scientific Publication No 43. Cumbria.
- Efteland, S. 1983. I kva omfang kan fossekallen *Cinclus cinclus* ta matnyttig fiskeyngel? - *Vår Fuglefauna* 6: 99-104. (In Norwegian).
- Efteland, S. 2006. Fossekall og forsuring. - *Cinclus Scandinavicus* 19: 16-21. (In Norwegian).
- Fjellheim, A., & Raddum, G. G. 1990. Acid precipitation: Biological monitoring of streams and lakes. - *The Science of the Total Environment*. 96: 57-66.
- Gjershaug, J.O., Thingstad, P.G., Eldøy, S. & Byrkjeland, S. 1994. *Norsk fugleatlas*. Norsk Ornitologisk Forening, Klæbu. (In Norwegian).
- Graveland, J., van Waal, R., van Balen, J.H. & van Noordwijk, A.J. 1994. Poor reproduction in forest passerines from decline of snail abundance on acidified soils. - *Nature* 368: 446-448.
- Graveland, J. & van Gijzen, T. 1994. Arthropods and seeds are not sufficient as calcium sources for shell formation and skeletal growth in passerines. - *Ardea* 82: 299-314.
- Haftorn, S. 1971. *Norges fugler*. Universitetsforlaget, Oslo. (In Norwegian).
- Hesthagen, T., Sevaldrud, I.H. & Berger, H. 1999. Assessment of damage to fish population in Norwegian lakes due to acidification. - *Ambio* 28: 112-117
- Jerstad, K. 1991. Studier av sur nedbørs effekter på fossekallpopulasjonen i Lyngdalsvassdraget. *Fylkesmannen i Vest-Agder*. 3-1991. (In Norwegian).
- Jørgensen, P., Sørensen, R. & Haldorsen, S. 1997. *Kvartærgeologi*. Landbruksforlaget. Oslo (In Norwegian).
- Jåbekk, R. 1985. Hekkesuksess hos svarthvit fluesnapper og kjøttmeis som hekker nær sure vann. Hovedoppgave. Telemark distriktshøgskole. (In Norwegian).
- Kroglund, F., Hesthagen, T., Hindar, A., Raddum, G.R., Gausen, D. & Sandøy, S. 1994. Sur nedbør i Norge. Status, utviklingstendenser og tiltak. *Direktoratet for naturforvaltning*. Nr. 1994-10. (In Norwegian).
- Lillehammer, A. 1988. *Stoneflies of Fennoscandia and Denmark. Fauna Entomologica Scandinavia. Vol. 21*. E.J.Brill/Scandinavian Science Press Ltd. Leiden.
- Muniz, I. P. 1990. Freshwater acidification-its effects on species and communities of freshwater microbes, plants and animals. - *Proceedings of the Royal Society of Edinburgh, section B-Biological Sciences*. 97: 227-254.
- Nybø, S. 1996. Effects of dietary aluminium on chicks *Gallus gallus domesticus* with different dietary intake of calcium and phosphorus. - *Arch Environ Contam* 31: 177-183.
- Nybø, S. & Jerstad, K. 1997. Fossekallen; hva vet vi om virkninger av sur nedbør, kalking og miljøgifter? *Direktoratet for naturforvaltning*. Nr. 1997-8. (In Norwegian).
- Nybø, S., Staurnes, M. & Jerstad, K. 1997. Thinner eggshells of Dipper (*Cinclus cinclus*) eggs from an acidified area compared to a non-acidified area in Norway. - *Water Air Soil Pollut* 93: 255-266.
- Nyholm, N.E.I. 1981. Evidence of involvement of aluminium in causation of defective formation of eggshells and of impaired breeding in wild passerine birds. - *Environ Res*. 26: 363-371.
- Nyholm, N.E.I. & Myhrberg, H.E. 1977. Severe eggshell defects and impaired reproductive capacity in small passerines in Swedish Lapland. - *Oikos* 29: 336-341.
- Ormerod, S.J., Efteland, S. & Gabrielsen, L.E. 1987. The diet of breeding Dippers *Cinclus cinclus* and their nestlings in south western

- Norway. - *Holarctic Ecology* 10: 201-205.
- Ormerod, S.J., O'Halloran, J., Gribbin, S.D. & Tyler, S.J. 1991. The ecology of Dippers *Cinclus cinclus* in relation to stream acidity in Upland Wales: breeding performance, calcium physiology and nestling growth. - *Journal of Applied Ecology* 28: 419-433.
- Overrein, L., Seip, H. M. & Tollan, A. 1980. Acid precipitation – effects on forest and fish. *SNSF-project, FR 19/80*.
- Raddum, G. G., Fjellheim, A & Hesthagen, T. 1988. Monitoring acidification through the use of aquatic organisms. - *Verh. Int. Verein. Limnol.*, 23: 2291-2297.
- Rognerud, S. 1992. Water quality survey in Hedmark county. A regional survey in 220 lakes in autumn of 1988. - *Norwegian institute for water research. Report LNR 4/92*.
- Rosseland, B. O., Kroglund, F., Staurnes, M., Hindar, K. & Kvellestad, A. 2001. Tolerance to acid water among strains and life stages of Atlantic Salmon (*Salmo salar* L.). - *Water Air and Soil Pollution* 130: 899-904.
- Sigmond, E.M.O., Gustavson, M. & Roberts, D. 1984. *Berggrunnskart over Norge. M 1:1mill.* Norges Geografiske Undersøkelser. Hønefoss. (In Norwegian).
- SFT 1999. *Monitoring long-range transboundary air pollution 1998. State Pollution Control Authority Rep. 768/1999*.
- SFT 2007. *Monitoring long-range transboundary air pollution 2006. State Pollution Control Authority Rep. 988/2007*.
- Snow, D.W. & Perrins, C. M. 1998. *The Birds of the Western Palearctic. Concise Edition.* Oxford University Press, Oxford.
- Taugbøl, T., Linløkken, A. & Solvang, H. 1996. Konsekvensutredning Regionfelt Østlandet. Tema: Fisk. Østlandsforskning. Rapport nr. 12/1996. (In Norwegian).
- Thoresen, M.K., Norges geologiske undersøkelser. 1990. *Jordarter. M 1:1 mill. Nasjonalatlas for Norge, kartblad 2.3.7.* Statens kartverk. Hønefoss. (In Norwegian).
- Tyler, S. & Ormerod, S. 1994. *The Dippers.* T. & A. D. Poyser, London.
- Vickery, J. 1992. The reproductive success of the Dipper *Cinclus cinclus* in relation to the acidity of streams in south-west Scotland. - *Freshwater Biology* 28:195-205.
- Wallace, I.D., Wallace, B. & Philipson, G.N. 1990. A key to the Case-bearing Caddis Larvae of Britain and Ireland. *Freshwater Biological Association Scientific Publication* No 51. Cumbria.
- Øigarden, T. 1999. Fossekallen i Hedmark; er hekkesuksessen påvirket av sur nedbør? *Prosjekt-oppgave ved Høgskolen i Hedmark, avd. for landbruks- og naturfag, Blæstad.* (In Norwegian).
- Økland, J. & Økland K. 1996. *Dyreliv i vann og vassdrag.* J. W. Cappelen's forlag, Oslo. (In Norwegian).
- Østnes, J.E., Jerstad, K. & Skåtan, J.E. 1999. Effekter av skjellsand på hekkesuksessen hos Fossekall (*Cinclus cinclus*) i sure vassdrag i Vest-Agder. - *Allforsk rapport 14:* 1-21. (In Norwegian).